

**Site Usage**

**866 Visits**

Previous: 725 (19.45%)

**57.39% Bounce Rate**

Previous: 55.59% (3.25%)

**1,861 Pageviews**

Previous: 1,644 (13.20%)

**00:01:52 Avg. Time on Site**

Previous: 00:03:10 (-41.22%)

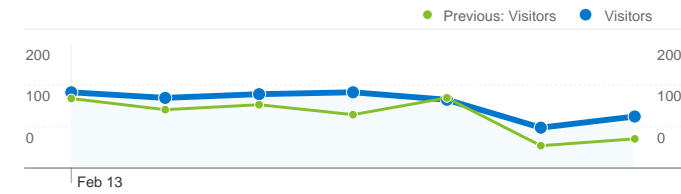
**2.15 Pages/Visit**

Previous: 2.27 (-5.23%)

**61.32% % New Visits**

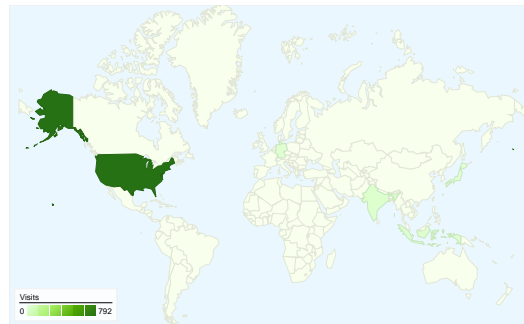
Previous: 53.24% (15.17%)

**Visitors Overview**

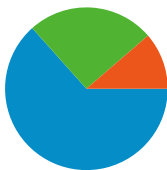


**Visitors**  
**658**

**Map Overlay**

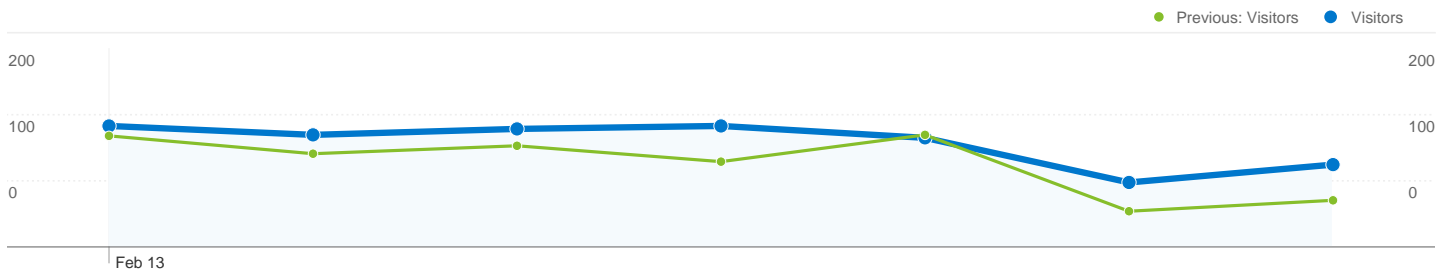


**Traffic Sources Overview**



- **Search Engines**  
549.00 (63.39%)
- **Direct Traffic**  
219.00 (25.29%)
- **Referring Sites**  
98.00 (11.32%)

| Content Overview            |           |             |
|-----------------------------|-----------|-------------|
| Pages                       | Pageviews | % Pageviews |
| /                           |           |             |
| Feb 13, 2012 - Feb 19, 2012 | 345       | 18.54%      |
| Feb 6, 2012 - Feb 12, 2012  | 499       | 30.35%      |
| % Change                    | -30.86%   | -38.92%     |
| /offices/HR/index.htm       |           |             |
| Feb 13, 2012 - Feb 19, 2012 | 194       | 10.42%      |
| Feb 6, 2012 - Feb 12, 2012  | 83        | 5.05%       |
| % Change                    | 133.73%   | 106.48%     |
| /offices/HR/Employment.htm  |           |             |
| Feb 13, 2012 - Feb 19, 2012 | 133       | 7.15%       |
| Feb 6, 2012 - Feb 12, 2012  | 51        | 3.10%       |
| % Change                    | 160.78%   | 130.38%     |
| /offices/sheriff/index.htm  |           |             |
| Feb 13, 2012 - Feb 19, 2012 | 121       | 6.50%       |
| Feb 6, 2012 - Feb 12, 2012  | 48        | 2.92%       |
| % Change                    | 152.08%   | 122.69%     |
| /realestatemain.htm         |           |             |
| Feb 13, 2012 - Feb 19, 2012 | 89        | 4.78%       |
| Feb 6, 2012 - Feb 12, 2012  | 77        | 4.68%       |
| % Change                    | 15.58%    | 2.11%       |



## 658 people visited this site

### 866 Visits

Previous: 725 (19.45%)

### 658 Absolute Unique Visitors

Previous: 506 (30.04%)

### 1,861 Pageviews

Previous: 1,644 (13.20%)

### 2.15 Average Pageviews

Previous: 2.27 (-5.23%)

### 00:01:52 Time on Site

Previous: 00:03:10 (-41.22%)

### 57.39% Bounce Rate

Previous: 55.59% (3.25%)

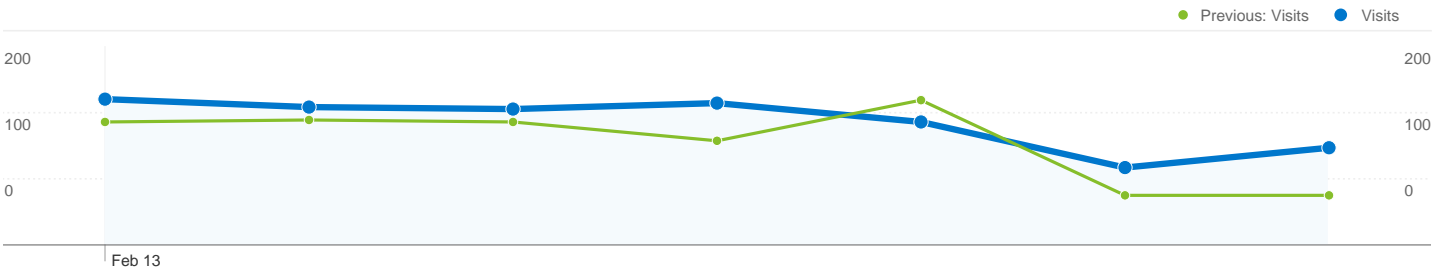
### 61.32% New Visits

Previous: 53.24% (15.17%)

## Technical Profile

| Browser                     | Visits | % visits |
|-----------------------------|--------|----------|
| <b>Internet Explorer</b>    |        |          |
| Feb 13, 2012 - Feb 19, 2012 | 467    | 53.93%   |
| Feb 6, 2012 - Feb 12, 2012  | 458    | 63.17%   |
| % Change                    | 1.97%  | -14.64%  |
| <b>Firefox</b>              |        |          |
| Feb 13, 2012 - Feb 19, 2012 | 133    | 15.36%   |
| Feb 6, 2012 - Feb 12, 2012  | 101    | 13.93%   |
| % Change                    | 31.68% | 10.24%   |

| Chrome                      |        |        |
|-----------------------------|--------|--------|
| Feb 13, 2012 - Feb 19, 2012 | 125    | 14.43% |
| Feb 6, 2012 - Feb 12, 2012  | 67     | 9.24%  |
| % Change                    | 86.57% | 56.19% |
| Safari                      |        |        |
| Feb 13, 2012 - Feb 19, 2012 | 77     | 8.89%  |
| Feb 6, 2012 - Feb 12, 2012  | 56     | 7.72%  |
| % Change                    | 37.50% | 15.11% |
| Android Browser             |        |        |
| Feb 13, 2012 - Feb 19, 2012 | 38     | 4.39%  |
| Feb 6, 2012 - Feb 12, 2012  | 25     | 3.45%  |
| % Change                    | 52.00% | 27.25% |



## All traffic sources sent a total of 866 visits

### 25.29% Direct Traffic

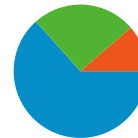
Previous: 29.10% (-13.11%)

### 11.32% Referring Sites

Previous: 8.14% (39.06%)

### 63.39% Search Engines

Previous: 62.76% (1.01%)



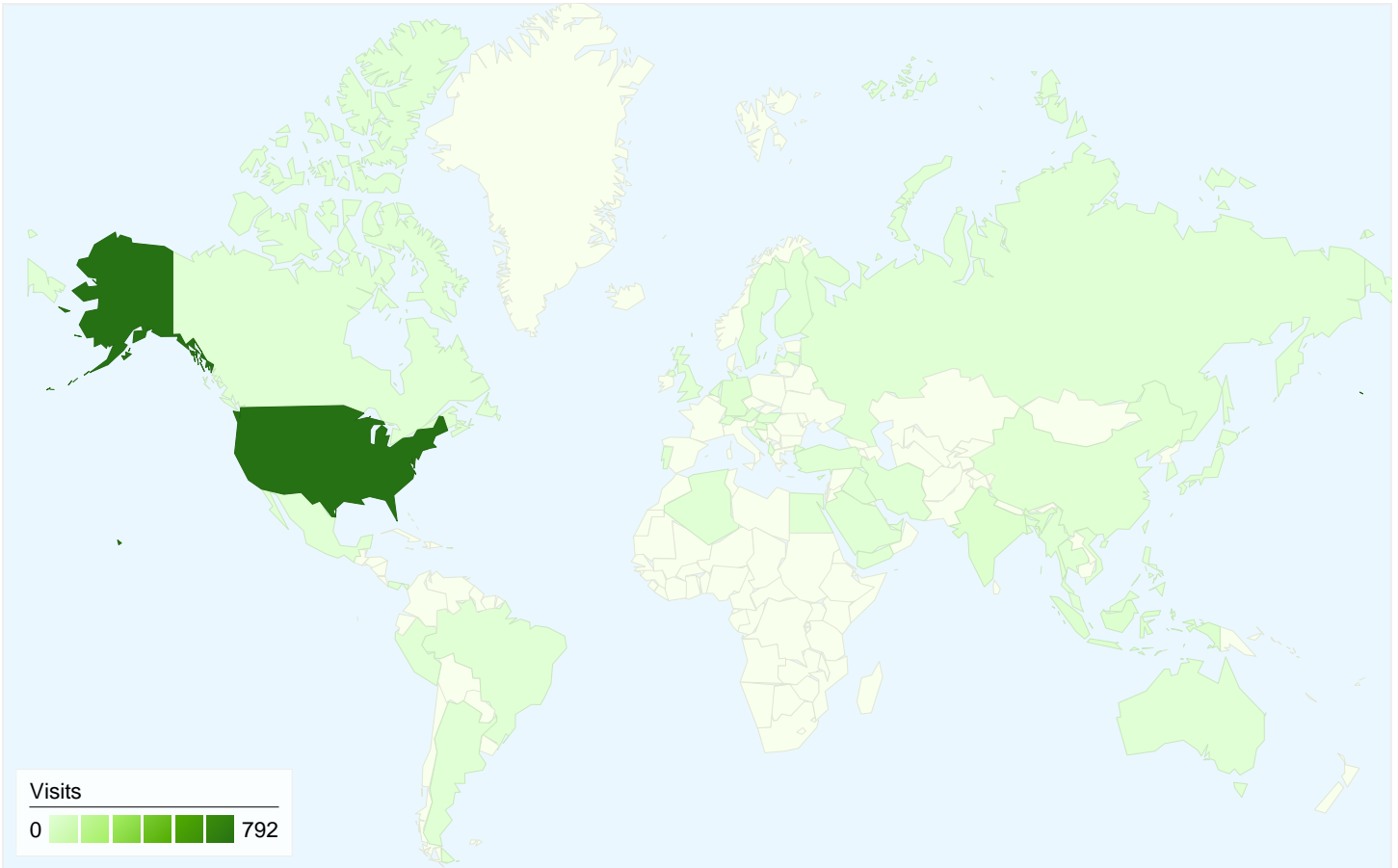
- Search Engines  
549.00 (63.39%)
- Direct Traffic  
219.00 (25.29%)
- Referring Sites  
98.00 (11.32%)

## Top Traffic Sources

| Sources                     | Visits  | % visits |
|-----------------------------|---------|----------|
| google (organic)            |         |          |
| Feb 13, 2012 - Feb 19, 2012 | 402     | 46.42%   |
| Feb 6, 2012 - Feb 12, 2012  | 336     | 46.34%   |
| % Change                    | 19.64%  | 0.16%    |
| (direct) ((none))           |         |          |
| Feb 13, 2012 - Feb 19, 2012 | 219     | 25.29%   |
| Feb 6, 2012 - Feb 12, 2012  | 211     | 29.10%   |
| % Change                    | 3.79%   | -13.11%  |
| bing (organic)              |         |          |
| Feb 13, 2012 - Feb 19, 2012 | 89      | 10.28%   |
| Feb 6, 2012 - Feb 12, 2012  | 65      | 8.97%    |
| % Change                    | 36.92%  | 14.63%   |
| google.com (referral)       |         |          |
| Feb 13, 2012 - Feb 19, 2012 | 45      | 5.20%    |
| Feb 6, 2012 - Feb 12, 2012  | 18      | 2.48%    |
| % Change                    | 150.00% | 109.30%  |
| yahoo (organic)             |         |          |

| Keywords                      | Visits  | % visits |
|-------------------------------|---------|----------|
| (not provided)                |         |          |
| Feb 13, 2012 - Feb 19, 2012   | 59      | 10.75%   |
| Feb 6, 2012 - Feb 12, 2012    | 43      | 9.45%    |
| % Change                      | 37.21%  | 13.72%   |
| cherokee county iowa          |         |          |
| Feb 13, 2012 - Feb 19, 2012   | 54      | 9.84%    |
| Feb 6, 2012 - Feb 12, 2012    | 48      | 10.55%   |
| % Change                      | 12.50%  | -6.76%   |
| human                         |         |          |
| Feb 13, 2012 - Feb 19, 2012   | 38      | 6.92%    |
| Feb 6, 2012 - Feb 12, 2012    | 17      | 3.74%    |
| % Change                      | 123.53% | 85.26%   |
| cherokee county iowa assessor |         |          |
| Feb 13, 2012 - Feb 19, 2012   | 15      | 2.73%    |
| Feb 6, 2012 - Feb 12, 2012    | 12      | 2.64%    |
| % Change                      | 25.00%  | 3.60%    |
| cherokee county conservation  |         |          |

|                             |       |         |                             |        |        |
|-----------------------------|-------|---------|-----------------------------|--------|--------|
| Feb 13, 2012 - Feb 19, 2012 | 45    | 5.20%   | Feb 13, 2012 - Feb 19, 2012 | 13     | 2.37%  |
| Feb 6, 2012 - Feb 12, 2012  | 44    | 6.07%   | Feb 6, 2012 - Feb 12, 2012  | 7      | 1.54%  |
| % Change                    | 2.27% | -14.38% | % Change                    | 85.71% | 53.92% |



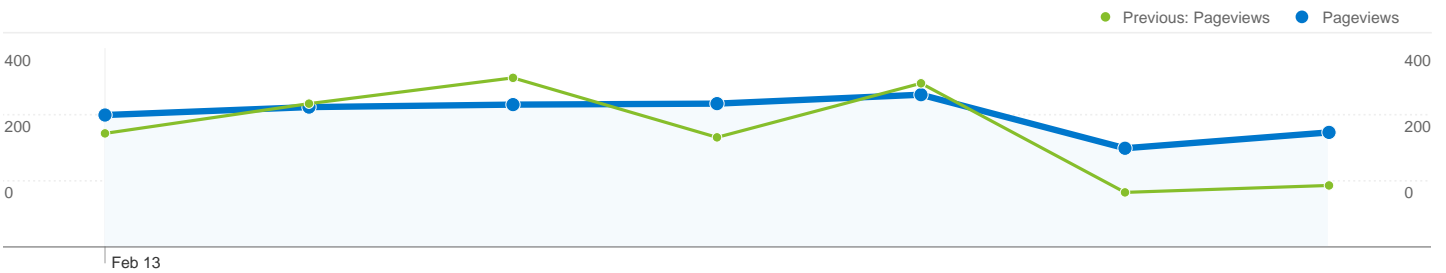
## 866 visits came from 46 countries/territories

Site Usage

| Visits                                | Pages/Visit                            | Avg. Time on Site                               | % New Visits                               | Bounce Rate                               |              |
|---------------------------------------|--|---|--|---|--------------|
| <b>866</b><br>Previous: 725 (19.45%)  | <b>2.15</b><br>Previous: 2.27 (-5.23%) | <b>00:01:52</b><br>Previous: 00:03:10 (-41.22%) | <b>61.32%</b><br>Previous: 53.24% (15.17%) | <b>57.39%</b><br>Previous: 55.59% (3.25%) |              |
| Country/Territory                     | Visits                                 | Pages/Visit                                     | Avg. Time on Site                          | % New Visits                              | Bounce Rate  |
| United States                         |  |   |  |   |              |
| February 13, 2012 - February 19, 2012 | <b>792</b>                             | 2.23  | 00:01:56                                   | 58.33%                                    | 55.43%       |
| February 6, 2012 - February 12, 2012  | <b>683</b>                             | 2.33  | 00:03:22                                   | 50.51%                                    | 53.88%       |
| % Change                              | <b>15.96%</b>                          | <b>-4.56%</b>                                   | <b>-42.54%</b>                             | <b>15.48%</b>                             | <b>2.88%</b> |
| India                                 |  |   |  |   |              |
| February 13, 2012 - February 19, 2012 | <b>15</b>                              | 1.40  | 00:00:06                                   | 86.67%                                    | 73.33%       |
| February 6, 2012 - February 12, 2012  | <b>10</b>                              | 1.40  | 00:00:25                                   | 90.00%                                    | 70.00%       |
| % Change                              | <b>50.00%</b>                          | 0.00%   | <b>-75.34%</b>                             | <b>-3.70%</b>                             | <b>4.76%</b> |
| Indonesia                             |  |   |  |   |              |
| February 13, 2012 - February 19, 2012 | <b>14</b>                              | 1.07  | > 00:00:00                                 | 100.00%                                   | 92.86%       |

|                                       |         |         |          |         |         |
|---------------------------------------|---------|---------|----------|---------|---------|
| February 6, 2012 - February 12, 2012  | 3       | 1.00    | 00:00:00 | 100.00% | 100.00% |
| % Change                              | 366.67% | 7.14%   | 100.00%  | 0.00%   | -7.14%  |
| Germany                               |         |         |          |         |         |
| February 13, 2012 - February 19, 2012 | 5       | 1.60    | 00:00:12 | 100.00% | 60.00%  |
| February 6, 2012 - February 12, 2012  | 1       | 1.00    | 00:00:00 | 100.00% | 100.00% |
| % Change                              | 400.00% | 60.00%  | 100.00%  | 0.00%   | -40.00% |
| Japan                                 |         |         |          |         |         |
| February 13, 2012 - February 19, 2012 | 4       | 2.25    | 00:04:01 | 50.00%  | 50.00%  |
| February 6, 2012 - February 12, 2012  | 0       | 0.00    | 00:00:00 | 0.00%   | 0.00%   |
| % Change                              | 100.00% | 100.00% | 100.00%  | 100.00% | 100.00% |
| (not set)                             |         |         |          |         |         |
| February 13, 2012 - February 19, 2012 | 3       | 2.33    | 00:05:19 | 100.00% | 33.33%  |
| February 6, 2012 - February 12, 2012  | 0       | 0.00    | 00:00:00 | 0.00%   | 0.00%   |
| % Change                              | 100.00% | 100.00% | 100.00%  | 100.00% | 100.00% |
| China                                 |         |         |          |         |         |
| February 13, 2012 - February 19, 2012 | 3       | 1.33    | 00:07:03 | 66.67%  | 66.67%  |
| February 6, 2012 - February 12, 2012  | 2       | 1.00    | 00:00:00 | 100.00% | 100.00% |
| % Change                              | 50.00%  | 33.33%  | 100.00%  | -33.33% | -33.33% |
| Thailand                              |         |         |          |         |         |
| February 13, 2012 - February 19, 2012 | 2       | 1.00    | 00:00:00 | 100.00% | 100.00% |
| February 6, 2012 - February 12, 2012  | 0       | 0.00    | 00:00:00 | 0.00%   | 0.00%   |
| % Change                              | 100.00% | 100.00% | 0.00%    | 100.00% | 100.00% |
| Philippines                           |         |         |          |         |         |
| February 13, 2012 - February 19, 2012 | 2       | 1.50    | 00:00:08 | 100.00% | 50.00%  |
| February 6, 2012 - February 12, 2012  | 0       | 0.00    | 00:00:00 | 0.00%   | 0.00%   |
| % Change                              | 100.00% | 100.00% | 100.00%  | 100.00% | 100.00% |
| Malaysia                              |         |         |          |         |         |
| February 13, 2012 - February 19, 2012 | 2       | 1.00    | 00:00:00 | 100.00% | 100.00% |
| February 6, 2012 - February 12, 2012  | 0       | 0.00    | 00:00:00 | 0.00%   | 0.00%   |
| % Change                              | 100.00% | 100.00% | 0.00%    | 100.00% | 100.00% |

1 - 10 of 46



## Pages on this site were viewed a total of 1,861 times

**1,861 Pageviews**

Previous: 1,644 (13.20%)

**1,475 Unique Views**

Previous: 1,223 (20.61%)

**57.39% Bounce Rate**

Previous: 55.59% (3.25%)

## Top Content

| Pages                       | Pageviews | % Pageviews |
|-----------------------------|-----------|-------------|
| /                           |           |             |
| Feb 13, 2012 - Feb 19, 2012 | 345       | 18.54%      |
| Feb 6, 2012 - Feb 12, 2012  | 499       | 30.35%      |
| % Change                    | -30.86%   | -38.92%     |
| /offices/HR/index.htm       |           |             |
| Feb 13, 2012 - Feb 19, 2012 | 194       | 10.42%      |
| Feb 6, 2012 - Feb 12, 2012  | 83        | 5.05%       |
| % Change                    | 133.73%   | 106.48%     |
| /offices/HR/Employment.htm  |           |             |
| Feb 13, 2012 - Feb 19, 2012 | 133       | 7.15%       |
| Feb 6, 2012 - Feb 12, 2012  | 51        | 3.10%       |
| % Change                    | 160.78%   | 130.38%     |
| /offices/sheriff/index.htm  |           |             |
| Feb 13, 2012 - Feb 19, 2012 | 121       | 6.50%       |
| Feb 6, 2012 - Feb 12, 2012  | 48        | 2.92%       |
| % Change                    | 152.08%   | 122.69%     |
| /realestatemain.htm         |           |             |

|                             |        |       |
|-----------------------------|--------|-------|
| Feb 13, 2012 - Feb 19, 2012 | 89     | 4.78% |
| Feb 6, 2012 - Feb 12, 2012  | 77     | 4.68% |
| % Change                    | 15.58% | 2.11% |